

INTRODUCED FLORA

WHAT IS AN INTRODUCED WEED?

A plant which is or has the potential to become a serious threat to the indigenous flora and fauna.

WEED SPECIES FOUND AT PUFFING BILLY RAILWAY

There are many weed species within the Puffing Billy corridor that have become problems for our native plant and animal life. Below are some weed species you may be able to spot on your journey.

ANGLED ONION WEED (ALLIUM TRIQUETRUM)

This weed has strap like leaves with drooping white flowers. It can be seen in the Autumn months and has a strong onion aroma.



ENGLISH IVY (HEDERA HELIX)

This evergreen creeper, can be identified by a large sword shaped leaf, that is shiny on the upper surface. It blooms in Autumn with green-yellow flowers



BLACKBERRY (RUBUS FRUTICOSIS SPP. AGG.)

Blackberry is a widespread 'Weed Of National Significance'. It is well known for its dense bushy prickly shrub. Small white flowers will appear in late spring to summer. It produces the well known blackberry fruit.



INTRODUCED FLORA


MONTBRETIA (CROCOSMIA X CROCOSMIIFLORA)

Montbretia has long sword like green leaves that are green all year round. The montbretia flowers are bright orange and trumpet-like, that can be seen from December to April




RADIATA PINE (PINUS RADIATE)

This pine species was introduced from the northern hemisphere. This tree grows approximately 25-50 metres tall and has needle-like leaves.



SYCAMORE MAPLE (ACER PSEUDOPLATANUS)

This large invading tree can grow up to 30 metres tall. It can be identified by its dark green leaves on red stalks.



If you would like to be involved in the environmental programs here at Puffing Billy Railway please contact us at info@pbr.org.au

For general enquiries and bookings, please contact our Belgrave office during business hours, Monday to Friday:

Phone: (03) 9757 0700

Fax: (03) 9757 0705

References and further reading:

http://Trees_5m_/Eucalyptus_cypellocarpa://www.cardinia.vic.gov.au/files/Environment

<http://museumvictoria.com.au/forest/plants/rough.html>

http://www.yarraranges.vic.gov.au/Residents/Yarra_Ranges_Plant_Directory/Yarra_Ranges_Local_Plant_Directory/Upper_Storey/



FLORA AT PUFFING BILLY RAILWAY



NATIVE FLORA

WHAT IS A NATIVE PLANT SPECIES?

This includes plants that have developed, occur naturally, or existed for many years in an area.

NATIVE SPECIES AT PUFFING BILLY RAILWAY

There are many native species within the Puffing Billy corridor that are essential for our native fauna.

Below are some plant species you may be able to spot on your journey.

MESSMATE (EUCALYPTUS OBLIQUE).

This Eucalyptus has leaves with uneven bases and a shiny surface with textured outer bark. Between December and March you will see white or cream flowers. Native bees, honeyeaters and lorikeets are attracted to the messmate through its nectar and pollen.



NATIVE FLORA

MOUNTAIN GREY GUM (EUCALYPTUS CYPHELLOCARPA)

This Eucalyptus has mature thick, glossy green leaves. The flowers are white in colour and grow in clusters of 7, these can be seen from December to July. The Mountain grey gums attract birds for food and habitat and also attracts native butterflies for the same reason.



SPOTTED GUM (CORYMBIA MACULATA)

This type of Eucalypt is noticeable due to the white, grey and pink spots along the tree trunk. This gum grows moderately fast and can reach 45 metres tall.




The Eucalypt flowers from June to November which grow in clusters of 3 and occasionally 7. Insects and birds predominantly pollinate the flowers.

NATIVE FLORA

BLACKWOOD (ACACIA MELANOXYLON)

This wattle can be identified by its dark bark, and deep green leaves that can grow up to 15cm in length! From July to October, creamy to yellow flowers can be seen along the track. This offers a great food source for biodiversity such as the Caper White Butterflies.



SOFT TREE FERN (DICKSONIA ANTARCTICA)

This soft fern can be seen standing up to 15 metres in length. As the name suggests the fronds (branches) are soft to touch due to the fine hairs on them. Possums often use the center to nest in. Rosellas and possums will eat the unrolling fronds

ROUGH TREE FERN (CYATHEA AUSTRALIS)

This fern is slow growing, and can grow up to 12 metres tall. It can be recognized by its rough, sandpaper like fronds (branches). Lyrebirds have been known to nest in the centre of the tree fern.





FIND-A-WORD


In the find-a-word can you tell which plants are native and which are weeds?

- Angled Onion
- Blackberry
- English Ivy
- Pine
- Pests
- Maple
- Blackwood
- Goldenwattle
- Grey Gum
- Messmate
- Native
- Tree Fern

A	B	L	A	C	K	B	E	R	R	Y	L
E	N	J	Z	Y	L	I	G	M	K	N	Y
L	L	G	P	E	A	S	B	N	R	D	Q
H	G	R	L	P	X	V	V	U	B	M	F
Y	N	E	V	E	V	A	P	K	L	J	G
V	C	Y	B	S	D	N	T	J	A	F	H
I	W	G	T	T	B	O	D	S	C	L	R
H	L	U	P	S	S	V	N	R	K	G	M
S	P	M	P	I	G	T	A	I	W	P	M
I	M	Y	L	B	N	J	T	D	O	K	E
L	A	Q	D	I	P	E	I	Y	O	N	S
G	P	J	K	T	E	C	V	U	D	A	S
N	L	U	N	R	E	F	E	E	R	T	M
E	E	T	W	H	T	Z	Q	U	R	V	A
J	B	S	Q	L	P	G	M	P	V	E	T
G	O	L	D	E	N	W	A	T	T	L	E

CAN YOU DRAW THE NATIVE TEA TREE FLOWER ON THE TREE BELOW?

You can find the Tea Tree at Emerald Station.



NATIVE SPECIES

Look out for these native plants along the line.

BELGRAVE

Locomotive Depot
Sherbrooke Forest
Trestle Bridge

SELBY

Landslide



MENZIES CREEK

Steam Museum
View



WHAT'S GREEN TRACKS?...

The 'Green Tracks' project is the on ground implementation program for the Puffing Billy Trackside Management Plan that was completed in late 2012. Thanks to funding through Communities for Nature the recommendations for the Trackside Management plan were able to begin. In early 2013 intensive weed management began including detailed mapping of areas of most concern. Other objectives of the project include pest animal management, cleaning of waterways, revegetation, biodiversity and habitat preservation and engaging the community.

WEED MANAGEMENT

WEED CONTROL

There has been extensive weed control in the Puffing Billy area, with a long-term approach that has been and will be used for successful weed management.

There are 4 key objectives to the effective removal of weed species that can be applied to various varieties of noxious species.

These four objectives include:

Prevention— early detection of the weed species that are non-indigenous to the area.

Containment— controlling the spread of weeds that are already established as a high threat weed, especially in specific weeds that have the ability to establish in conservation areas.

Control— reduce the impact of established non-indigenous weeds on native plant species and habitat values.

Elimination— weed populations where possible, to prevent further weed regrowth.

REVEGETATION

There are number of revegetation projects along the Puffing Billy Railway corridor, including the planting of native grasses and shrubs to attract not only native fauna to the area, but to also promote indigenous flora to regenerate naturally. These projects are currently focused around waterways and will be expanding in the future. This continuous revegetation work will help manage the weed control along the line.

VEGETATION CLASSES

You may notice a change in environment along the line. Scientists class a different vegetation area as an ECV (Ecological Vegetation Class). The reason for the change in vegetation can be explained by external factors including soil type. Puffing Billy Railway runs along 5 different ECV's.

CLEMATIS

Paradise Hotel
Steep Grade

NOBELIUS SIDING ("The Packing Shed")

EMERALD (township)

NOBELIUS

LAKESIDE (Emerald Lake)

WRIGHT

Wright Forest

Bridges



COCKATOO



FIELDER

View

Bridge

GEMBROOK