

ALL ABOARD!



PUFFING BILLY
RAILWAY



**YOUR PASSPORT
TO PUFFING BILLY!**

DID YOU KNOW?



**PUFFING BILLY
OPENED IN 1900**

**THERE ARE FIVE
OPERATIONAL NA STEAM
LOCOMOTIVES**

**WE HAVE
600 PASSIONATE
VOLUNTEERS**

**CAN HAUL UP
TO 90 TONNES
(THAT'S THE
SAME WEIGHT AS
200 HORSES!)**


**THE ENTIRE
RAILWAY LINE IS
24 KMS LONG**

**THE RAILWAY LINE IS
NARROW GAUGE, ONLY
762 MM WIDE (2FT 6 INCHES)**


**PUFFING BILLY TRAVELS AT
AN AVERAGE SPEED OF
16 KM/H (10MPH)**

**WAS ORIGINALLY BUILT
TO CARRY TIMBER,
LIVESTOCK & POTATOES...
...BUT THESE DAYS CARRIES
PEOPLE JUST LIKE YOU!**

DESIGN YOUR OWN HEAD BOARD



SEARCH & FIND, AROUND THE TRACKS

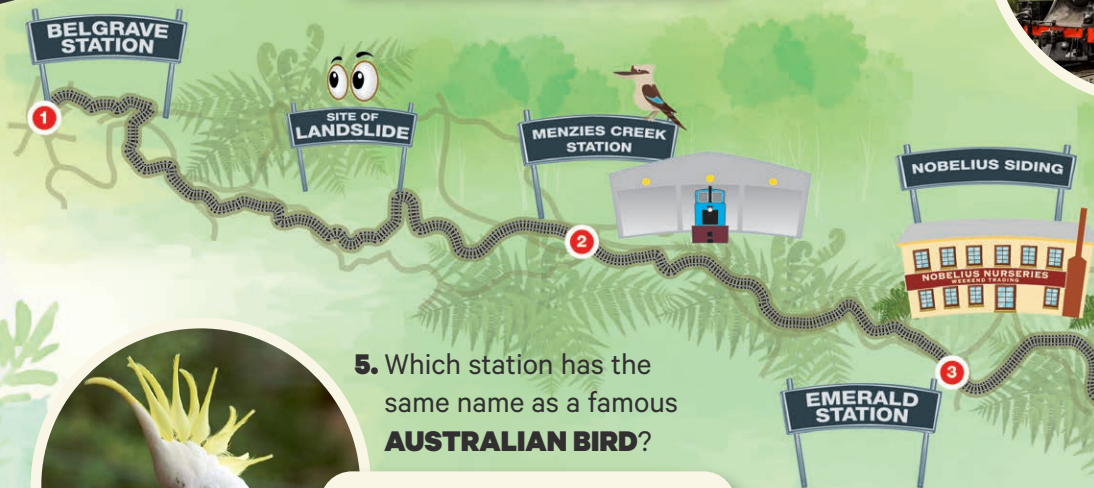


2. How many **ENGINEMEN** does it take to operate the locomotive (train)?

A.

1. In what **YEAR** did Puffing Billy open?

A.



5. Which station has the same name as a famous **AUSTRALIAN BIRD**?

A.





3. How many official **STATIONS** are there at Puffing Billy?
HINT: look at the journey map.

A.



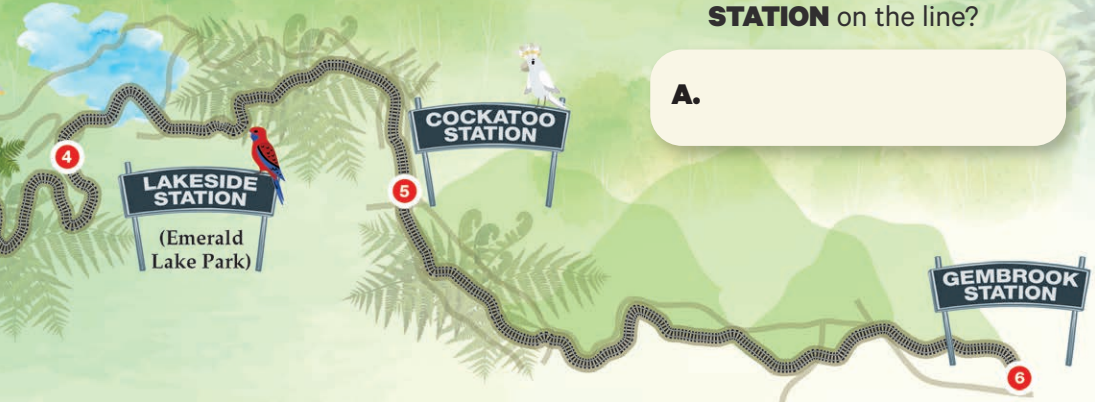
4. How many operational **NA STEAM LOCOMOTIVES** are there?

A.



6. What is the last **STATION** on the line?

A.



If you can't find the answer, ask our friendly volunteers, and they can help you!

LET'S COLOUR IN!



SPOT THE DIFFERENCE
Conductor badges, hat, watch
and beard, glasses, earrings,
child jacket, green bottle
ticket colour, window.

SPOT THE DIFFERENCE

FIND ALL 10



TRAIN JOKES



Q: HOW DO YOU FIND A MISSING TRAIN?

A: Follow the tracks

Q: WHAT DO YOU CALL A TRAIN THAT SNEEZES?

A: A choo-choo train!

Q: HOW DO TRAINS HEAR WHAT YOU'RE SAYING?

A: Through their engine-EARS!



Q: WHAT KIND OF A TRAIN DOES A CRAZY ENGINEER DRIVE?

A: A LOCOmotive.



**PUFFING
BILLY**
RAILWAY



PUFFINGBILLY.COM.AU