



*Everything in the Lakeside Discovery Centre works to make the visitor feel the landscape and the puffing Billy Railway experience.*

Interpretation will explore the natural environment (both the Native and European flora of the site) and the steam engine rail history. There is a natural curiosity for how these items were depicted and referenced both historically and scientifically. The design team are exploring this commonality, such as reference to historical plant and steam engine dissections and scientific presentation techniques.

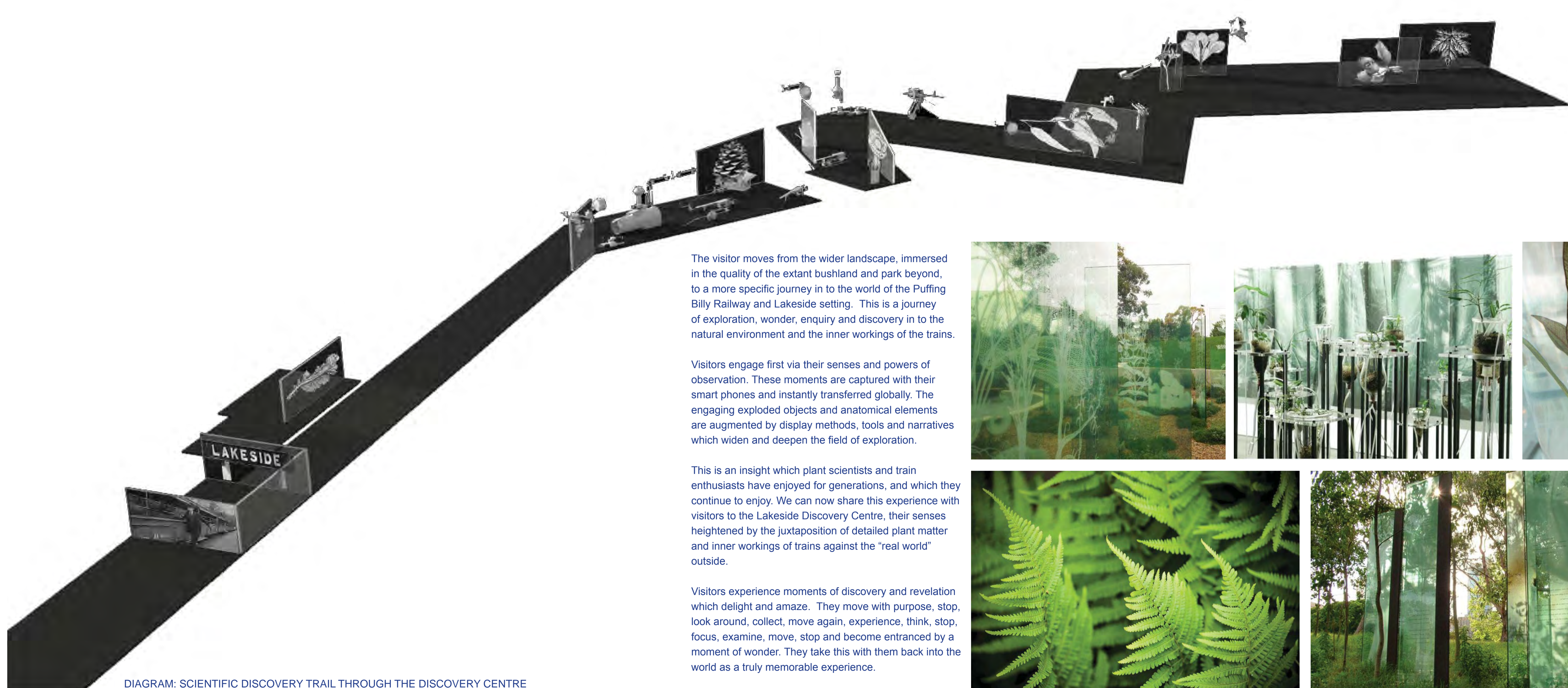




DIAGRAM: SCIENTIFIC DISCOVERY TRAIL THROUGH THE DISCOVERY CENTRE

The visitor moves from the wider landscape, immersed in the quality of the extant bushland and park beyond, to a more specific journey in to the world of the Puffing Billy Railway and Lakeside setting. This is a journey of exploration, wonder, enquiry and discovery in to the natural environment and the inner workings of the trains.

Visitors engage first via their senses and powers of observation. These moments are captured with their smart phones and instantly transferred globally. The engaging exploded objects and anatomical elements are augmented by display methods, tools and narratives which widen and deepen the field of exploration.

This is an insight which plant scientists and train enthusiasts have enjoyed for generations, and which they continue to enjoy. We can now share this experience with visitors to the Lakeside Discovery Centre, their senses heightened by the juxtaposition of detailed plant matter and inner workings of trains against the "real world" outside.

Visitors experience moments of discovery and revelation which delight and amaze. They move with purpose, stop, look around, collect, move again, experience, think, stop, focus, examine, move, stop and become entranced by a moment of wonder. They take this with them back into the world as a truly memorable experience.

