

ALL ABOARD PROGRAM

CHARACTERS OF THE RAILWAY

LEVEL

The Early Years, Level A-D (towards foundation),
Foundation – Level 2

ACTIVITY DESCRIPTION

At Puffing Billy, the characters of the past are the same now as they were 120 years ago, when the first train steamed out of Upper Ferntree Gully just after midday on 18 December 1900. Students learn about characters of the railway and the role they play in maintaining and preserving the iconic train. They make paper craft mobiles to display around the classroom.

THEME

- Past and present
- Characters of the railway

MATERIALS REQUIRED

- A3 – “Characters of the Railway” worksheet (photocopy the worksheet on thin cardboard, if possible)
- Sticky Tape
- Glue
- String/Wool in various lengths
- Textas
- Pencils
- Scissors
- Sticks
- Hole puncher

INSTRUCTIONS

As a whole group, discuss the recent trip to Puffing Billy Railway and the characters the students saw and engaged with throughout the excursion. Discuss the names of each character, the job they undertook and what they looked like. Discuss if the characters of the railway are the same now as they were in the past. What has changed?

Hand out a “Characters of the Railway” worksheet to each student. The aim is for each student to create their own paper craft mobile.

Follow the instructions on the worksheet to cut out and create railway characters.

Match each character with the correct speech bubble.

Using the materials provided create a mobile to display around the classroom.

SUGGESTIONS FOR ASSESSMENT

Students ability to work independently, follow instructions and use fine motor skills to cut, glue, colour and attach string to mobile.

Completed “Characters of the Railway” mobile.

BACKGROUND INFORMATION

RAILWAY INSPECTOR

Puffing Billy wakes up at around 5am every day, before even the birds are chirping, a small group of dedicated volunteers are leaving the warmth of their beds to make sure Puffing Billy runs on time. Just as it is getting light, two volunteers check the track to make sure the bushier parts are clear of trees and branches.

FIREMAN

The first fireman arrives at Belgrave at 6.30am to get the fire started in the locomotive pulling the first train. The fireman builds a fire out of wood, the wood fire creates hot coals, which heat the water boiler. The fireman controlling the blower is to raise pressure slowly, attaining working pressure/a 'head of steam'. Steam is piped from the boiler into the cylinder and used to power the pistons, driving the locomotives wheels. It usually takes about 3-4 hours to build up a 'head of steam' to get the first engine ready for departure at 10.30am.

The coal-loading and fire-making goes on all day, particularly in the busy summer months, when up to six trains leave Belgrave Station each day.

STATION MASTER

Mail! The early settlers would send their children to the station, where the Stationmaster would call out the names of those who had mail. The Station Master cares for all operations at the station including the passengers, volunteers and staff. They ring the hand bell to signal the train is about to depart.

CONDUCTOR

All Aboard! "Next stop is Lakeside Station, be mindful of the gap between the platform and the train as you board". The Conductor always considers the passengers and checks all the train carriages to ensure everything is safe before departure.

DRIVER

Toot, Toot! The driver steers and operates the train. Making sure Puffing Billy is on time and has enough steam energy to power to the next station.

SIGNALLER

Operates the points and signals from a signal box, or tower, to control the movement of the trains. In the early part of the railway a signaller would use lanterns to signal trains and give them information about the track ahead. As you ride Puffing Billy take a look at all the signals along the track.

CURRICULUM LINKS

VISUAL ARTS

Explore ideas, experiences, observations and imagination and express them through subject matter in visual artworks they create ([VCAVAE021](#))

Create and display artworks to express ideas to an audience ([VCAVAP023](#))

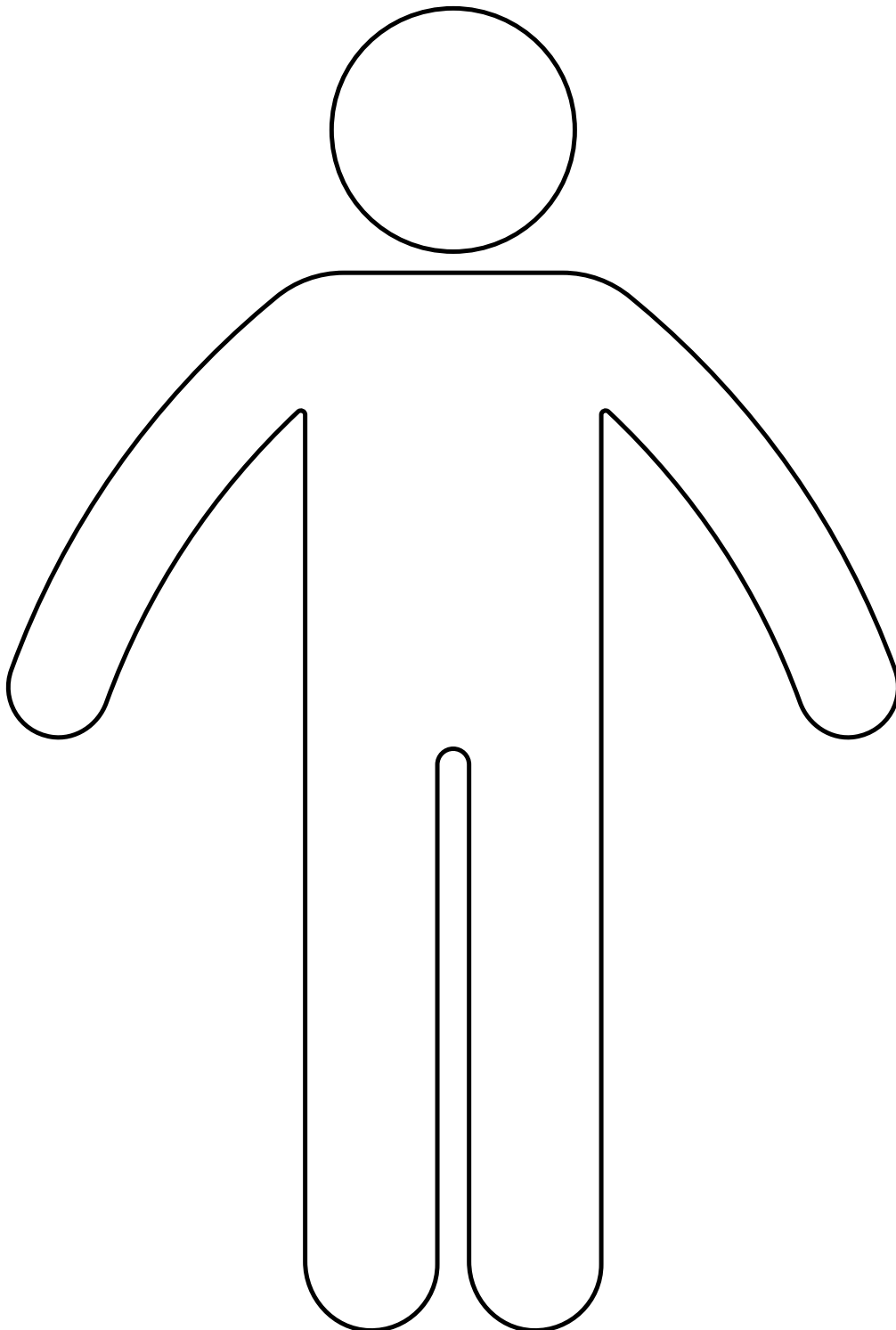
THE HUMANITIES

The history of a significant person, building, site or part of the natural environment in the local community and what it reveals about the past ([VCHHK063](#))

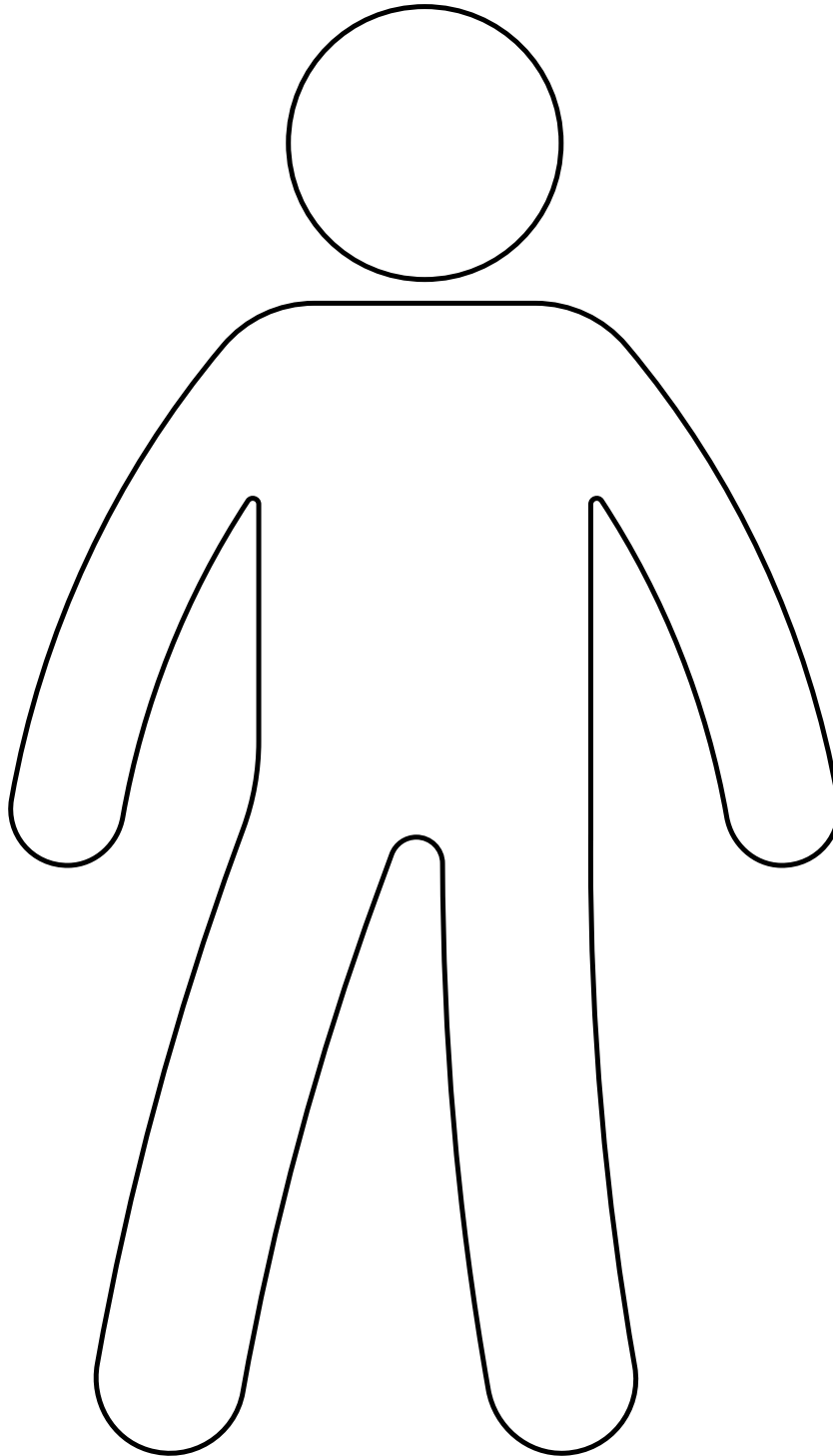
CHARACTERS OF THE RAILWAY WORKSHEET

Cut out each of the characters, design and colour their uniforms. Match and glue the correct name to each character. Match and glue the correct speech bubble to each character. Attach each character to a different length of string. Then attach each string to a stick to make a mobile.


RAILWAY INSPECTOR



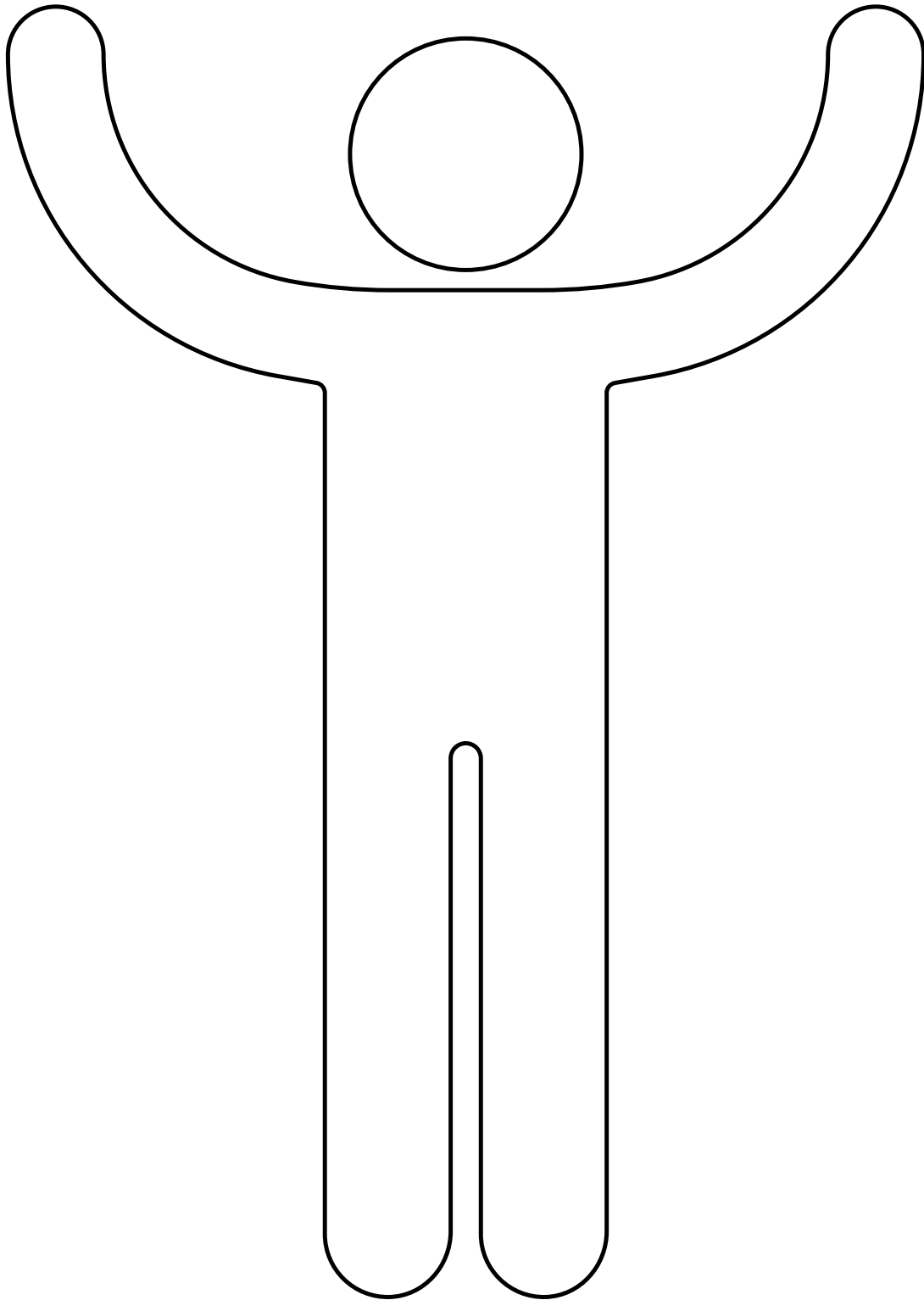
FIREMAN



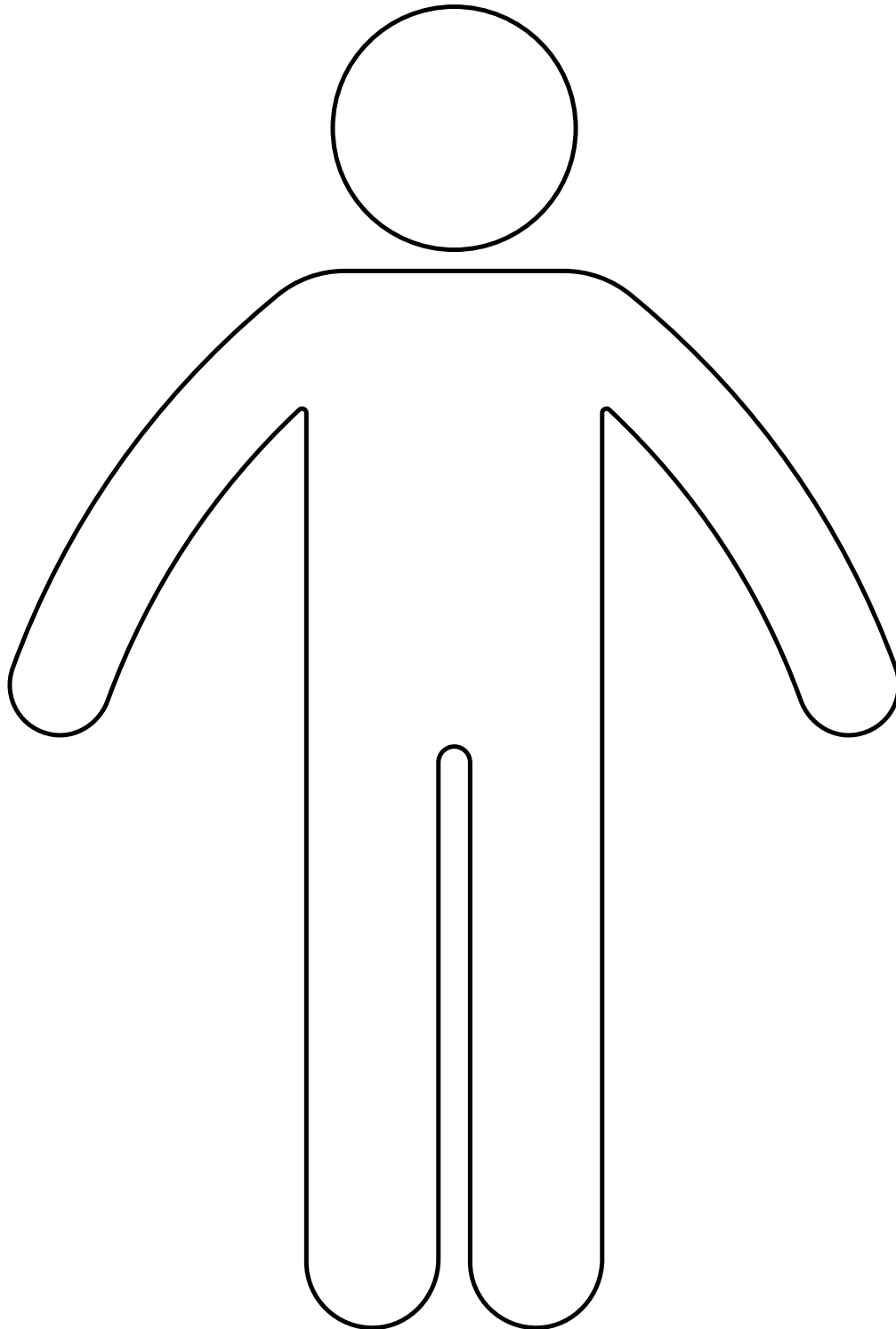
STATION MASTER



CONDUCTOR



DRIVER



SIGNALLER

